

Scaled data based on original data using  
LM-79-08 Approved Method: Electrical and Photometric Measurements of Solid-  
State Lighting Products

Test Report Prepared for  
Cooper Lighting Solutions  
(formerly Eaton)

Brand: McGRAW-EDISON

Report Number: P226536

Luminaire Tested: **ISW-AF-450-LED-E1-T4FT-8030**

Issue Date: 3/3/2020

**Test Information**

Test Method: LM-79-08  
Report Number: P226536  
TEST IS SCALED FROM IESNA LM-79-08 TEST DATA (P35943)  
Test Lab: INNOVATION CENTER-P3  
Issue Date: 3/3/2020  
Manufacturer: COOPER LIGHTING SOLUTIONS (FORMERLY EATON)  
Product Line: MCGRAW-EDISON  
Catalog Number: ISW-AF-450-LED-E1-T4FT-8030  
Description: IMPACT ELITE LED WEDGE LUMINAIRE  
LIGHT SQUARE WITH ACCULED OPTICS-TYPE IV FORWARD THROW  
Light Source: (16) 3000K CCT, 80 CRI LEDs  
Ballast/Driver: ELECTRONIC DRIVER

**Summary**

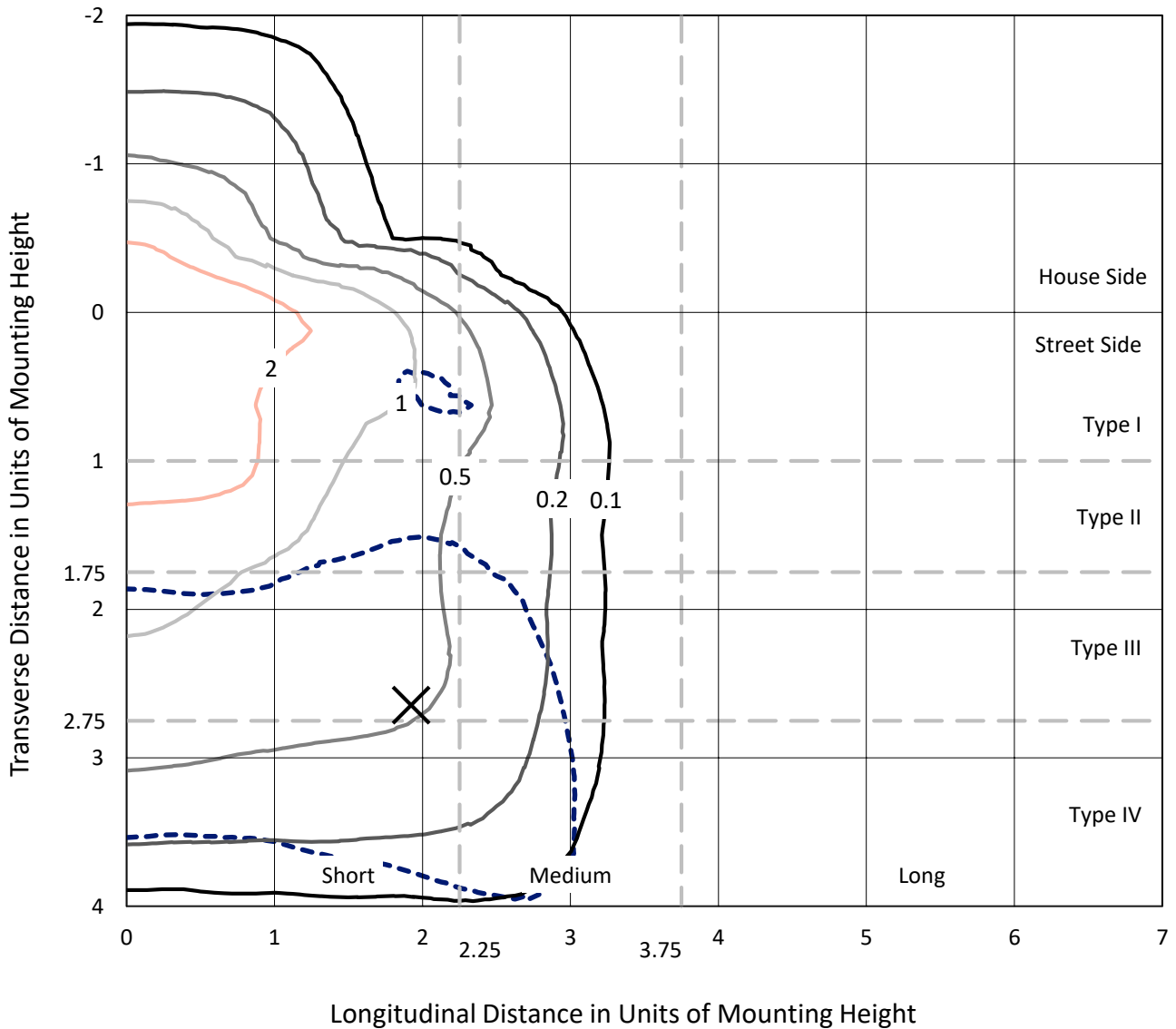
Lumens per Lamp: N/A  
Luminaire Lumens: 2592.6 lumens  
Efficiency: N/A  
Efficacy: 102.4 lumens/watt  
Luminous Opening: Rectangular (W 0.5' x L: 0.5' x H: 0')  
IES Classification: Type IV - Short - Non-Cutoff  
BUG Rating: B1 - U1 - G1  
  
Input Watts (W): 25.31  
Input Voltage (V): 120  
Input Current (Ain): NR  
Voltage Rise (V): NR  
Power Factor: NR  
Total Harmonic Distortion (THDi): NR  
Frequency (hertz): 60  
Stabilization Time: NR  
Operation Time: NR  
Ambient Temperature (°C): NR  
Test Distance: 25 FT



REPORT NUMBER: P226536  
 CATALOG NUMBER: ISW-AF-450-LED-E1-T4FT-8030

### Iso-Footcandle Lines of Horizontal Illumination

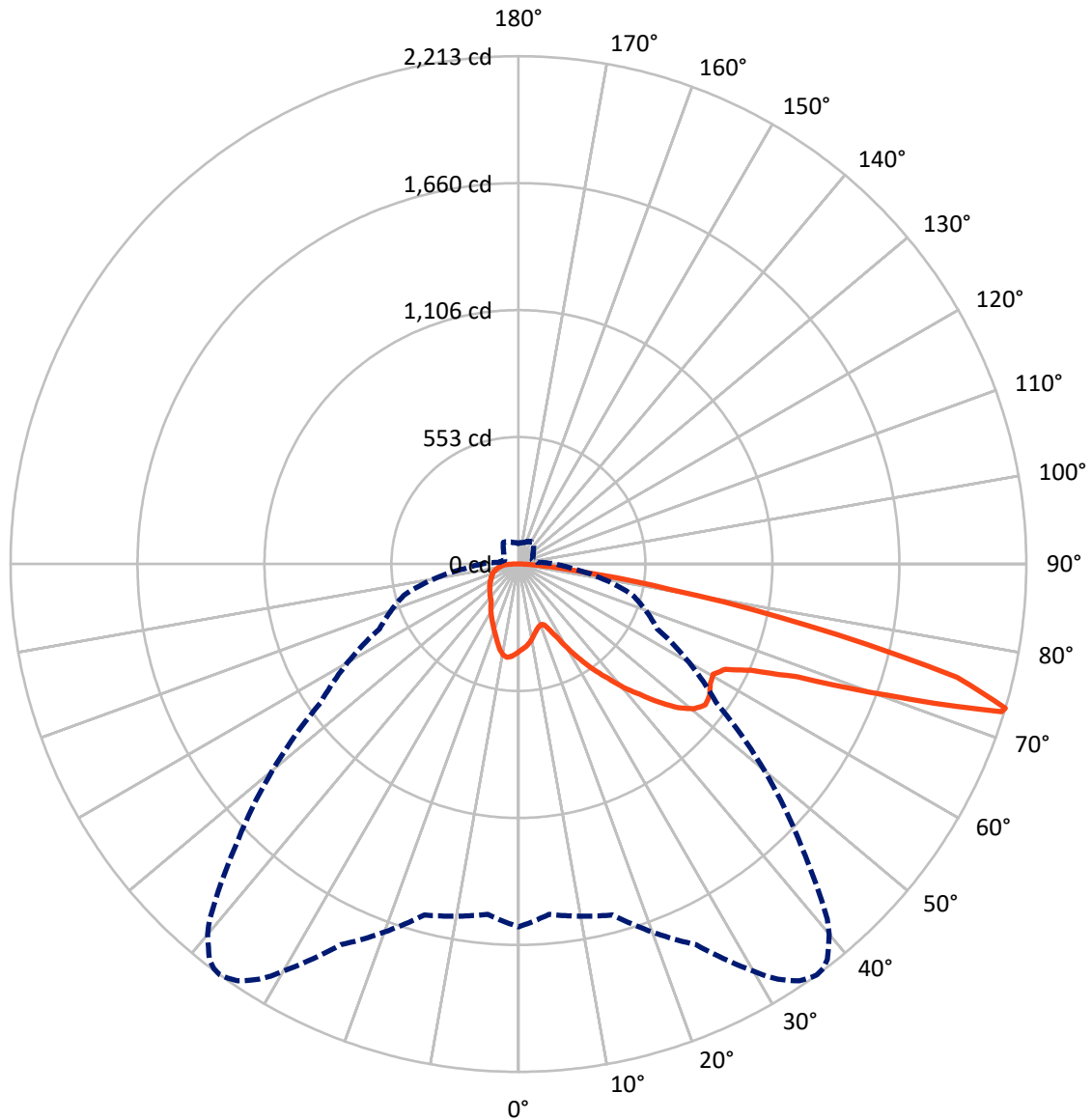
× Max cd  
 - - - 1/2 Max cd



Based on 10 foot mounting height. Maximum calculated value = 4 fc  
 Type IV - Short - Non-Cutoff

REPORT NUMBER: P226536  
CATALOG NUMBER: ISW-AF-450-LED-E1-T4FT-8030

### Luminous Intensity Polar Plot



— Vertical Plane Through 36-Deg Lateral    - - - Horizontal Cone Through 73-Deg Vertical

REPORT NUMBER: P226536

CATALOG NUMBER: ISW-AF-450-LED-E1-T4FT-8030

**FLUX DISTRIBUTION:**

		Downward	Upward	Total
<b>House Side</b>	Lumens	546.7	0.6	547.3
	% Fixture	21.1	0.0	21.1
<b>Street Side</b>	Lumens	2045.1	0.2	2045.4
	% Fixture	78.9	0.0	78.9
<b>Total</b>	Lumens	2591.8	0.8	2592.6
	% Fixture	100.0	0.0	100.0

**Coefficient of Utilization**

**ZONAL LUMENS:**

Zone	Lumens	% Fixture
0°-10°	35.8	1.4
10°-20°	95.0	3.7
20°-30°	155.6	6.0
30°-40°	257.9	9.9
40°-50°	379.0	14.6
50°-60°	477.9	18.4
60°-70°	625.8	24.1
70°-80°	506.6	19.5
80°-90°	58.3	2.2
90°-100°	0.8	0.0
100°-110°	0.0	0.0
110°-120°	0.0	0.0
120°-130°	0.0	0.0
130°-140°	0.0	0.0
140°-150°	0.0	0.0
150°-160°	0.0	0.0
160°-170°	0.0	0.0
170°-180°	0.0	0.0
0°-90°	2591.8	100.0
0°-180°	2592.6	100.0



REPORT NUMBER: P226536

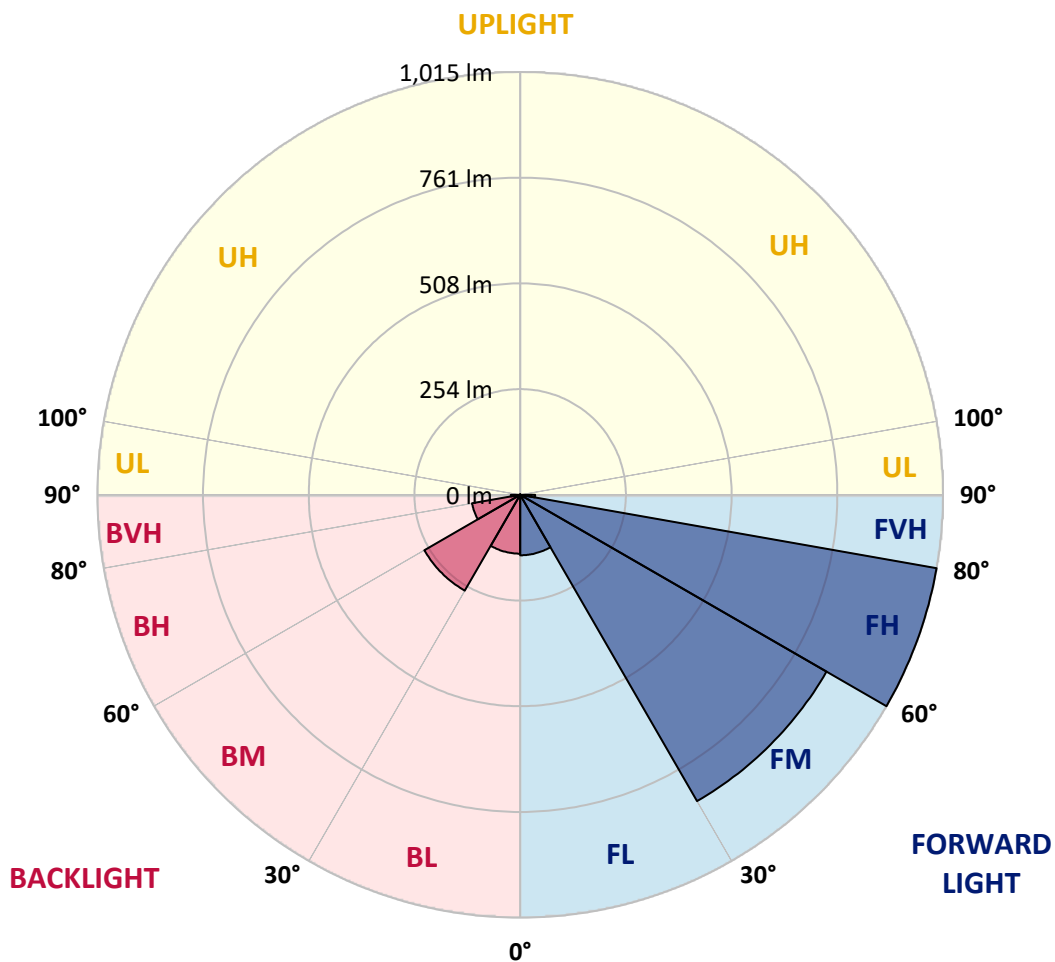
CATALOG NUMBER: ISW-AF-450-LED-E1-T4FT-8030

**LUMINAIRE CLASSIFICATION SYSTEM LUMEN TABLE AND BUG RATING:**

Zone		Lumens	% Fixture	Zone Rating/Lumen Limit		
				B	U	G
FL	(0°-30°)	145.1	5.6			
FM	(30°-60°)	849.0	32.7			
FH	(60°-80°)	1015.0	39.2			G1/1800
FVH	(80°-90°)	35.9	1.4			G1/100
BL	(0°-30°)	141.3	5.5	B1/500		
BM	(30°-60°)	265.7	10.2	B1/1000		
BH	(60°-80°)	117.3	4.5	B1/500		G1/500
BVH	(80°-90°)	22.3	0.9			G1/100
UL	(90°-100°)	0.8	0.0		U1/10	
UH	(100°-180°)	0.6	0.0		U1/10	

**BUG Rating: B1-U1-G1**

Type IV Short





REPORT NUMBER: P226536

CATALOG NUMBER: ISW-AF-450-LED-E1-T4FT-8030

**CANDELA DISTRIBUTION (FULL):**

	0°	5°	15°	25°	30°	31°	32°	33°	34°	35°	36°
0°	380.8	380.8	380.8	380.8	380.8	380.8	380.8	380.8	380.8	380.8	380.8
2.5°	367.0	367.8	368.5	368.5	368.5	369.6	369.2	369.2	369.6	370.0	370.0
5°	353.3	353.6	355.9	356.6	358.8	358.5	358.5	358.5	360.0	358.8	359.6
7.5°	337.7	338.4	340.6	343.2	345.1	345.5	345.1	344.4	346.2	347.0	346.2
10°	319.1	319.5	322.4	324.7	327.6	327.3	328.4	328.4	329.1	328.8	330.2
12.5°	309.8	309.1	307.6	308.7	309.4	309.4	309.4	310.6	310.2	310.9	312.0
15°	308.7	306.8	299.4	296.8	296.1	296.1	295.7	295.3	296.4	297.5	297.5
17.5°	313.9	310.2	295.7	288.3	286.8	286.0	286.4	285.7	285.7	287.1	286.8
20°	339.2	332.5	303.5	287.1	282.7	282.7	282.3	281.2	281.2	281.6	281.6
22.5°	403.4	394.9	344.4	310.6	294.9	294.6	293.5	292.3	289.4	288.6	287.1
25°	492.9	482.9	396.4	360.0	338.0	337.3	331.7	331.0	323.9	324.3	319.5
27.5°	562.4	555.7	465.8	417.5	396.7	392.3	389.7	383.0	377.0	372.2	366.3
30°	586.2	585.1	536.0	497.0	465.8	460.6	453.6	450.6	442.1	435.4	431.3
32.5°	623.7	624.8	604.4	561.3	534.2	529.0	523.0	516.0	510.0	505.6	495.9
35°	677.2	677.6	663.4	631.1	599.9	592.9	589.5	581.4	575.8	570.2	565.4
37.5°	714.3	716.2	706.2	681.3	662.7	652.7	652.3	646.4	640.0	635.2	630.8
40°	785.7	775.6	742.6	726.6	711.4	710.3	706.9	703.6	705.1	702.5	707.3
42.5°	857.7	845.1	799.0	776.4	767.1	768.9	767.8	768.2	772.7	771.5	776.7
45°	919.4	904.9	861.1	834.3	841.8	844.0	850.3	854.0	852.2	858.8	858.8
47.5°	981.1	947.3	895.2	907.5	912.7	929.8	934.3	933.1	939.5	942.4	934.3
50°	937.6	928.7	924.6	962.1	985.5	991.1	997.4	1000.7	1003.7	999.6	991.5
52.5°	845.8	845.1	902.7	994.4	1014.1	1021.5	1027.5	1030.1	1029.0	1026.7	1020.1
55°	815.0	809.1	858.8	961.0	991.1	998.1	1006.7	1011.9	1017.1	1016.3	1011.1
57.5°	857.0	852.2	852.5	931.7	961.0	967.3	972.9	978.8	980.3	985.1	985.5
60°	978.8	972.5	921.6	930.5	960.3	967.3	968.1	971.4	971.8	974.4	974.7
62.5°	1154.5	1143.0	1065.4	998.5	1008.9	1012.3	1014.9	1014.1	1012.6	1010.8	1010.8
65°	1347.0	1336.2	1236.3	1158.3	1128.2	1136.3	1123.3	1120.7	1117.8	1117.8	1114.4
67.5°	1575.8	1555.4	1478.1	1390.4	1347.0	1351.0	1357.0	1334.3	1326.2	1326.9	1309.4
70°	1809.1	1787.5	1753.7	1752.6	1774.5	1764.9	1737.4	1773.8	1730.7	1720.3	1716.6
72.5°	1680.2	1654.5	1661.6	1871.5	2068.4	2100.3	2130.8	2159.0	2184.3	2199.5	2201.7
73°	1581.4	1532.7	1583.2	1829.9	2048.3	2095.5	2133.4	2163.5	2190.6	2204.3	2212.9
75°	789.8	792.4	1041.2	1509.7	1790.1	1830.6	1889.7	1922.7	1971.8	1997.0	1974.7
77.5°	183.1	189.8	315.4	716.6	1073.2	1131.1	1178.3	1226.6	1283.4	1304.6	1286.0
80°	64.6	67.6	111.1	272.3	448.0	479.9	520.4	573.6	626.3	639.3	672.0
82.5°	34.2	37.5	58.7	118.1	191.3	209.1	219.5	241.5	260.0	271.2	277.1
85°	19.7	20.1	33.4	65.4	87.7	94.7	101.4	106.6	112.6	108.5	108.5
87.5°	7.8	8.5	17.1	30.8	42.3	47.2	47.2	47.2	46.8	41.2	37.5
90°	1.5	2.2	3.3	6.3	5.6	5.6	5.2	4.5	4.1	4.5	2.6
92.5°	0.0	0.0	0.0	0.0	0.0	0.0	0.0	0.0	0.0	0.0	0.0
95°	0.0	0.0	0.0	0.0	0.0	0.0	0.0	0.0	0.0	0.0	0.0
97.5°	0.0	0.0	0.0	0.0	0.0	0.0	0.0	0.0	0.0	0.0	0.0
100°	0.0	0.0	0.0	0.0	0.0	0.0	0.0	0.0	0.0	0.0	0.0
102.5°	0.0	0.0	0.0	0.0	0.0	0.0	0.0	0.0	0.0	0.0	0.0
105°	0.0	0.0	0.0	0.0	0.0	0.0	0.0	0.0	0.0	0.0	0.0
107.5°	0.0	0.0	0.0	0.0	0.0	0.0	0.0	0.0	0.0	0.0	0.0



REPORT NUMBER: P226536

CATALOG NUMBER: ISW-AF-450-LED-E1-T4FT-8030

**CANDELA DISTRIBUTION (continued):**

	0°	5°	15°	25°	30°	31°	32°	33°	34°	35°	36°
110°	0.0	0.0	0.0	0.0	0.0	0.0	0.0	0.0	0.0	0.0	0.0
112.5°	0.0	0.0	0.0	0.0	0.0	0.0	0.0	0.0	0.0	0.0	0.0
115°	0.0	0.0	0.0	0.0	0.0	0.0	0.0	0.0	0.0	0.0	0.0
117.5°	0.0	0.0	0.0	0.0	0.0	0.0	0.0	0.0	0.0	0.0	0.0
120°	0.0	0.0	0.0	0.0	0.0	0.0	0.0	0.0	0.0	0.0	0.0
122.5°	0.0	0.0	0.0	0.0	0.0	0.0	0.0	0.0	0.0	0.0	0.0
125°	0.0	0.0	0.0	0.0	0.0	0.0	0.0	0.0	0.0	0.0	0.0
127.5°	0.0	0.0	0.0	0.0	0.0	0.0	0.0	0.0	0.0	0.0	0.0
130°	0.0	0.0	0.0	0.0	0.0	0.0	0.0	0.0	0.0	0.0	0.0
132.5°	0.0	0.0	0.0	0.0	0.0	0.0	0.0	0.0	0.0	0.0	0.0
135°	0.0	0.0	0.0	0.0	0.0	0.0	0.0	0.0	0.0	0.0	0.0
137.5°	0.0	0.0	0.0	0.0	0.0	0.0	0.0	0.0	0.0	0.0	0.0
140°	0.0	0.0	0.0	0.0	0.0	0.0	0.0	0.0	0.0	0.0	0.0
142.5°	0.0	0.0	0.0	0.0	0.0	0.0	0.0	0.0	0.0	0.0	0.0
145°	0.0	0.0	0.0	0.0	0.0	0.0	0.0	0.0	0.0	0.0	0.0
147.5°	0.0	0.0	0.0	0.0	0.0	0.0	0.0	0.0	0.0	0.0	0.0
150°	0.0	0.0	0.0	0.0	0.0	0.0	0.0	0.0	0.0	0.0	0.0
152.5°	0.0	0.0	0.0	0.0	0.0	0.0	0.0	0.0	0.0	0.0	0.0
155°	0.0	0.0	0.0	0.0	0.0	0.0	0.0	0.0	0.0	0.0	0.0
157.5°	0.0	0.0	0.0	0.0	0.0	0.0	0.0	0.0	0.0	0.0	0.0
160°	0.0	0.0	0.0	0.0	0.0	0.0	0.0	0.0	0.0	0.0	0.0
162.5°	0.0	0.0	0.0	0.0	0.0	0.0	0.0	0.0	0.0	0.0	0.0
165°	0.0	0.0	0.0	0.0	0.0	0.0	0.0	0.0	0.0	0.0	0.0
167.5°	0.0	0.0	0.0	0.0	0.0	0.0	0.0	0.0	0.0	0.0	0.0
170°	0.0	0.0	0.0	0.0	0.0	0.0	0.0	0.0	0.0	0.0	0.0
172.5°	0.0	0.0	0.0	0.0	0.0	0.0	0.0	0.0	0.0	0.0	0.0
175°	0.0	0.0	0.0	0.0	0.0	0.0	0.0	0.0	0.0	0.0	0.0
177.5°	0.0	0.0	0.0	0.0	0.0	0.0	0.0	0.0	0.0	0.0	0.0
180°	0.0	0.0	0.0	0.0	0.0	0.0	0.0	0.0	0.0	0.0	0.0





REPORT NUMBER: P226536

CATALOG NUMBER: ISW-AF-450-LED-E1-T4FT-8030

**CANDELA DISTRIBUTION (continued):**

	37°	38°	39°	40°	41°	45°	55°	65°	75°	85°	90°
0°	380.8	380.8	380.8	380.8	380.8	380.8	380.8	380.8	380.8	380.8	380.8
2.5°	370.7	371.1	370.4	371.8	370.7	370.7	372.6	375.9	378.5	379.3	381.5
5°	360.3	360.7	360.7	361.1	360.7	361.4	364.8	367.8	373.0	375.6	378.9
7.5°	347.0	348.1	347.7	348.4	348.4	349.2	354.4	359.2	364.4	369.2	373.3
10°	331.0	331.7	333.2	332.5	332.5	334.7	340.3	347.3	353.6	360.7	365.5
12.5°	312.0	313.9	313.5	315.0	315.8	317.2	326.5	334.3	342.1	350.3	356.6
15°	297.2	298.3	299.0	299.4	299.4	302.7	312.0	321.7	332.1	341.8	348.4
17.5°	287.5	287.5	288.3	288.6	289.4	291.6	301.3	312.0	323.9	335.8	343.2
20°	281.9	281.9	282.3	282.7	282.7	285.3	294.2	306.5	319.5	334.7	343.6
22.5°	286.4	285.3	284.9	284.9	283.4	283.4	292.0	305.0	321.3	341.0	352.5
25°	316.9	313.5	308.3	307.2	305.4	296.4	295.3	310.2	330.2	354.8	372.2
27.5°	362.6	359.2	355.9	351.8	348.8	332.5	310.2	323.6	347.3	382.2	403.8
30°	422.4	415.7	410.8	406.4	393.4	375.6	341.0	344.4	373.7	420.5	447.6
32.5°	489.2	482.2	474.7	464.3	461.0	432.0	387.8	378.9	407.1	465.1	493.3
35°	553.9	550.5	545.3	541.2	533.4	509.3	448.7	420.5	445.8	517.5	539.4
37.5°	628.9	622.6	623.0	619.6	615.2	594.7	511.9	470.7	487.4	567.6	581.4
40°	702.8	701.3	703.6	698.0	690.6	663.1	558.3	507.4	530.8	615.9	612.6
42.5°	772.7	773.8	771.2	764.9	756.7	710.6	588.0	538.6	569.8	658.2	637.4
45°	852.5	848.4	837.7	826.5	816.5	751.5	604.0	573.6	607.4	703.9	662.7
47.5°	927.9	912.0	902.7	885.6	865.9	788.6	625.6	610.3	649.0	747.0	686.9
50°	983.3	968.4	952.8	932.0	911.2	821.0	654.2	651.9	696.1	795.3	719.9
52.5°	1008.5	994.8	979.6	958.4	937.6	844.4	692.4	692.4	751.9	859.2	765.6
55°	1004.5	994.4	981.1	961.7	945.8	857.0	731.8	737.0	821.7	928.3	818.4
57.5°	982.9	977.3	969.5	956.2	943.2	866.6	778.2	781.6	915.3	994.8	868.1
60°	975.5	973.3	968.8	961.0	951.0	887.8	827.6	835.1	1020.1	1055.7	896.4
62.5°	1008.5	1004.1	1000.7	992.9	983.7	939.8	889.7	891.9	1118.5	1063.2	868.9
65°	1101.4	1093.2	1087.7	1077.3	1066.9	1018.2	968.8	944.7	1166.8	993.7	775.6
67.5°	1296.1	1282.7	1266.7	1247.0	1218.4	1174.6	1047.2	952.1	1123.0	841.8	611.8
70°	1680.9	1651.9	1615.2	1573.2	1562.4	1434.6	1096.2	897.1	933.5	588.0	405.6
72.5°	2198.0	2167.9	2135.2	2100.7	2032.3	1751.5	1074.7	723.6	580.6	302.4	193.2
73°	2206.5	2186.1	2146.7	2106.6	2050.9	1745.9	1051.3	667.2	511.9	238.1	158.2
75°	1978.8	1970.7	1932.0	1854.8	1807.6	1474.7	774.1	386.7	224.0	147.1	102.9
77.5°	1284.2	1275.3	1253.3	1245.9	1159.0	956.2	346.6	150.4	121.8	97.7	72.8
80°	684.3	642.6	635.2	605.5	542.0	368.1	118.5	92.1	81.0	65.4	50.9
82.5°	277.5	259.7	253.0	229.2	215.5	110.3	59.4	63.9	54.2	38.6	31.2
85°	102.2	94.0	91.8	74.7	65.8	32.7	36.4	44.9	33.8	21.5	15.6
87.5°	35.3	30.5	26.4	20.4	18.9	13.4	20.1	24.5	21.5	13.0	7.4
90°	2.6	2.2	1.9	1.5	1.9	1.5	2.2	3.3	3.7	2.2	1.5
92.5°	0.0	0.0	0.0	0.0	0.0	0.0	0.0	0.0	0.0	0.0	0.0
95°	0.0	0.0	0.0	0.0	0.0	0.0	0.0	0.0	0.0	0.0	0.0
97.5°	0.0	0.0	0.0	0.0	0.0	0.0	0.0	0.0	0.0	0.0	0.0
100°	0.0	0.0	0.0	0.0	0.0	0.0	0.0	0.0	0.0	0.0	0.0
102.5°	0.0	0.0	0.0	0.0	0.0	0.0	0.0	0.0	0.0	0.0	0.0
105°	0.0	0.0	0.0	0.0	0.0	0.0	0.0	0.0	0.0	0.0	0.0
107.5°	0.0	0.0	0.0	0.0	0.0	0.0	0.0	0.0	0.0	0.0	0.0



REPORT NUMBER: P226536

CATALOG NUMBER: ISW-AF-450-LED-E1-T4FT-8030

**CANDELA DISTRIBUTION (continued):**

	37°	38°	39°	40°	41°	45°	55°	65°	75°	85°	90°
110°	0.0	0.0	0.0	0.0	0.0	0.0	0.0	0.0	0.0	0.0	0.0
112.5°	0.0	0.0	0.0	0.0	0.0	0.0	0.0	0.0	0.0	0.0	0.0
115°	0.0	0.0	0.0	0.0	0.0	0.0	0.0	0.0	0.0	0.0	0.0
117.5°	0.0	0.0	0.0	0.0	0.0	0.0	0.0	0.0	0.0	0.0	0.0
120°	0.0	0.0	0.0	0.0	0.0	0.0	0.0	0.0	0.0	0.0	0.0
122.5°	0.0	0.0	0.0	0.0	0.0	0.0	0.0	0.0	0.0	0.0	0.0
125°	0.0	0.0	0.0	0.0	0.0	0.0	0.0	0.0	0.0	0.0	0.0
127.5°	0.0	0.0	0.0	0.0	0.0	0.0	0.0	0.0	0.0	0.0	0.0
130°	0.0	0.0	0.0	0.0	0.0	0.0	0.0	0.0	0.0	0.0	0.0
132.5°	0.0	0.0	0.0	0.0	0.0	0.0	0.0	0.0	0.0	0.0	0.0
135°	0.0	0.0	0.0	0.0	0.0	0.0	0.0	0.0	0.0	0.0	0.0
137.5°	0.0	0.0	0.0	0.0	0.0	0.0	0.0	0.0	0.0	0.0	0.0
140°	0.0	0.0	0.0	0.0	0.0	0.0	0.0	0.0	0.0	0.0	0.0
142.5°	0.0	0.0	0.0	0.0	0.0	0.0	0.0	0.0	0.0	0.0	0.0
145°	0.0	0.0	0.0	0.0	0.0	0.0	0.0	0.0	0.0	0.0	0.0
147.5°	0.0	0.0	0.0	0.0	0.0	0.0	0.0	0.0	0.0	0.0	0.0
150°	0.0	0.0	0.0	0.0	0.0	0.0	0.0	0.0	0.0	0.0	0.0
152.5°	0.0	0.0	0.0	0.0	0.0	0.0	0.0	0.0	0.0	0.0	0.0
155°	0.0	0.0	0.0	0.0	0.0	0.0	0.0	0.0	0.0	0.0	0.0
157.5°	0.0	0.0	0.0	0.0	0.0	0.0	0.0	0.0	0.0	0.0	0.0
160°	0.0	0.0	0.0	0.0	0.0	0.0	0.0	0.0	0.0	0.0	0.0
162.5°	0.0	0.0	0.0	0.0	0.0	0.0	0.0	0.0	0.0	0.0	0.0
165°	0.0	0.0	0.0	0.0	0.0	0.0	0.0	0.0	0.0	0.0	0.0
167.5°	0.0	0.0	0.0	0.0	0.0	0.0	0.0	0.0	0.0	0.0	0.0
170°	0.0	0.0	0.0	0.0	0.0	0.0	0.0	0.0	0.0	0.0	0.0
172.5°	0.0	0.0	0.0	0.0	0.0	0.0	0.0	0.0	0.0	0.0	0.0
175°	0.0	0.0	0.0	0.0	0.0	0.0	0.0	0.0	0.0	0.0	0.0
177.5°	0.0	0.0	0.0	0.0	0.0	0.0	0.0	0.0	0.0	0.0	0.0
180°	0.0	0.0	0.0	0.0	0.0	0.0	0.0	0.0	0.0	0.0	0.0



REPORT NUMBER: P226536

CATALOG NUMBER: ISW-AF-450-LED-E1-T4FT-8030

**CANDELA DISTRIBUTION (continued):**

	95°	105°	115°	125°	135°	145°	155°	165°	175°	180°
0°	380.8	380.8	380.8	380.8	380.8	380.8	380.8	380.8	380.8	380.8
2.5°	382.2	383.7	386.7	388.9	390.8	393.4	394.1	395.6	393.8	396.0
5°	380.8	385.2	390.8	396.0	400.8	404.9	406.8	407.1	407.5	409.0
7.5°	377.0	383.7	392.6	399.7	407.1	409.7	410.8	411.2	408.6	409.7
10°	369.6	380.4	391.5	400.1	403.8	401.9	399.0	394.1	391.9	391.9
12.5°	361.4	375.2	388.2	393.0	389.7	382.6	374.4	365.5	362.2	362.2
15°	354.8	372.2	383.0	379.6	370.0	356.6	345.5	336.2	333.2	332.1
17.5°	351.0	370.7	374.8	364.4	348.1	331.4	320.2	312.4	309.8	309.8
20°	354.0	372.2	365.5	346.2	325.8	310.6	300.9	295.7	293.1	294.2
22.5°	366.6	377.8	357.4	328.4	303.5	290.5	286.0	282.7	282.3	283.1
25°	387.8	385.2	350.3	309.8	282.7	273.4	273.0	271.9	271.5	271.2
27.5°	415.3	394.5	341.8	289.0	261.9	257.4	259.7	259.3	258.9	259.3
30°	451.7	402.7	329.1	266.3	242.2	242.2	245.5	244.4	242.9	243.3
32.5°	485.5	408.6	309.8	241.1	226.6	227.3	228.5	225.5	221.8	222.5
35°	514.5	408.6	283.8	218.4	210.6	210.6	211.4	208.8	205.8	204.7
37.5°	538.6	400.4	251.1	201.3	197.6	197.6	200.6	198.0	192.4	191.3
40°	553.1	382.6	221.0	188.7	191.3	191.7	187.6	183.1	177.9	176.8
42.5°	562.4	356.6	197.3	179.8	187.2	184.3	174.6	167.5	167.2	168.6
45°	570.6	327.3	178.3	170.9	182.8	176.4	163.4	156.8	159.0	160.5
47.5°	578.8	297.9	163.1	160.8	174.6	170.1	156.4	149.0	147.8	150.1
50°	598.1	257.1	145.6	149.0	164.6	163.1	150.1	141.5	134.5	134.1
52.5°	624.1	202.5	130.8	138.6	156.8	159.0	143.0	134.8	125.2	123.7
55°	653.0	155.3	118.5	130.4	149.3	153.0	140.4	128.2	117.8	116.3
57.5°	661.6	122.6	107.0	118.9	139.3	147.5	136.3	120.4	112.6	111.1
60°	632.2	101.8	97.3	109.2	129.3	141.9	130.0	114.4	107.4	106.2
62.5°	542.7	89.9	92.1	102.9	121.8	136.7	125.2	110.0	104.4	103.6
65°	414.2	81.7	87.7	97.7	115.2	131.9	121.8	108.1	103.6	102.9
67.5°	260.0	75.8	83.2	92.1	108.5	126.7	119.2	105.9	102.5	101.4
70°	144.1	69.5	77.3	85.8	101.8	121.8	115.9	102.5	102.2	99.9
72.5°	87.7	62.8	71.0	79.1	94.4	115.9	110.0	98.4	94.7	90.3
73°	83.6	62.0	69.5	77.6	92.5	114.4	108.8	97.0	93.2	88.8
75°	67.6	55.7	63.5	70.6	85.8	108.5	102.5	91.8	85.8	82.5
77.5°	49.8	47.5	55.0	61.7	77.3	100.3	93.6	84.0	76.9	75.0
80°	36.8	39.4	46.4	52.4	68.0	92.1	84.3	75.0	70.6	68.4
82.5°	24.9	30.5	37.1	42.0	60.2	83.2	74.7	65.8	68.7	57.2
85°	14.5	21.2	26.7	32.7	48.3	74.3	65.0	56.1	49.0	44.2
87.5°	9.7	11.9	16.3	22.3	34.9	58.3	51.6	43.8	31.9	31.9
90°	1.1	1.5	2.2	2.6	4.8	24.9	17.1	20.4	3.7	3.3
92.5°	0.0	0.0	0.0	0.0	0.0	0.0	0.0	0.0	0.0	0.0
95°	0.0	0.0	0.0	0.0	0.0	0.0	0.0	0.0	0.0	0.0
97.5°	0.0	0.0	0.0	0.0	0.0	0.0	0.0	0.0	0.0	0.0
100°	0.0	0.0	0.0	0.0	0.0	0.0	0.0	0.0	0.0	0.0
102.5°	0.0	0.0	0.0	0.0	0.0	0.0	0.0	0.0	0.0	0.0
105°	0.0	0.0	0.0	0.0	0.0	0.0	0.0	0.0	0.0	0.0
107.5°	0.0	0.0	0.0	0.0	0.0	0.0	0.0	0.0	0.0	0.0



REPORT NUMBER: P226536

CATALOG NUMBER: ISW-AF-450-LED-E1-T4FT-8030

**CANDELA DISTRIBUTION (continued):**

	95°	105°	115°	125°	135°	145°	155°	165°	175°	180°
110°	0.0	0.0	0.0	0.0	0.0	0.0	0.0	0.0	0.0	0.0
112.5°	0.0	0.0	0.0	0.0	0.0	0.0	0.0	0.0	0.0	0.0
115°	0.0	0.0	0.0	0.0	0.0	0.0	0.0	0.0	0.0	0.0
117.5°	0.0	0.0	0.0	0.0	0.0	0.0	0.0	0.0	0.0	0.0
120°	0.0	0.0	0.0	0.0	0.0	0.0	0.0	0.0	0.0	0.0
122.5°	0.0	0.0	0.0	0.0	0.0	0.0	0.0	0.0	0.0	0.0
125°	0.0	0.0	0.0	0.0	0.0	0.0	0.0	0.0	0.0	0.0
127.5°	0.0	0.0	0.0	0.0	0.0	0.0	0.0	0.0	0.0	0.0
130°	0.0	0.0	0.0	0.0	0.0	0.0	0.0	0.0	0.0	0.0
132.5°	0.0	0.0	0.0	0.0	0.0	0.0	0.0	0.0	0.0	0.0
135°	0.0	0.0	0.0	0.0	0.0	0.0	0.0	0.0	0.0	0.0
137.5°	0.0	0.0	0.0	0.0	0.0	0.0	0.0	0.0	0.0	0.0
140°	0.0	0.0	0.0	0.0	0.0	0.0	0.0	0.0	0.0	0.0
142.5°	0.0	0.0	0.0	0.0	0.0	0.0	0.0	0.0	0.0	0.0
145°	0.0	0.0	0.0	0.0	0.0	0.0	0.0	0.0	0.0	0.0
147.5°	0.0	0.0	0.0	0.0	0.0	0.0	0.0	0.0	0.0	0.0
150°	0.0	0.0	0.0	0.0	0.0	0.0	0.0	0.0	0.0	0.0
152.5°	0.0	0.0	0.0	0.0	0.0	0.0	0.0	0.0	0.0	0.0
155°	0.0	0.0	0.0	0.0	0.0	0.0	0.0	0.0	0.0	0.0
157.5°	0.0	0.0	0.0	0.0	0.0	0.0	0.0	0.0	0.0	0.0
160°	0.0	0.0	0.0	0.0	0.0	0.0	0.0	0.0	0.0	0.0
162.5°	0.0	0.0	0.0	0.0	0.0	0.0	0.0	0.0	0.0	0.0
165°	0.0	0.0	0.0	0.0	0.0	0.0	0.0	0.0	0.0	0.0
167.5°	0.0	0.0	0.0	0.0	0.0	0.0	0.0	0.0	0.0	0.0
170°	0.0	0.0	0.0	0.0	0.0	0.0	0.0	0.0	0.0	0.0
172.5°	0.0	0.0	0.0	0.0	0.0	0.0	0.0	0.0	0.0	0.0
175°	0.0	0.0	0.0	0.0	0.0	0.0	0.0	0.0	0.0	0.0
177.5°	0.0	0.0	0.0	0.0	0.0	0.0	0.0	0.0	0.0	0.0
180°	0.0	0.0	0.0	0.0	0.0	0.0	0.0	0.0	0.0	0.0

(END OF REPORT)